



SAMSUNG
SmartThings



Broaden Your Eco-system

While the SmartThings App is compatible with various Wi-Fi products, the SmartThings Wifi allows you to control Zigbee and Z-wave* products as well, giving you greater control over your home.

Boost your Wi-Fi

Get a clear WiFi signal from wherever you are in your home. SmartThings Wifi will strengthen your WiFi signal and extend it throughout your home without interruption for a faster connection in any room. SmartThings Wifi automatically learns about your home and its WiFi usage to optimize your network experience.

*Z-Wave and Zigbee Plus are registered trademarks of Silicon Laboratories and its subsidiaries in the United States and other countries.

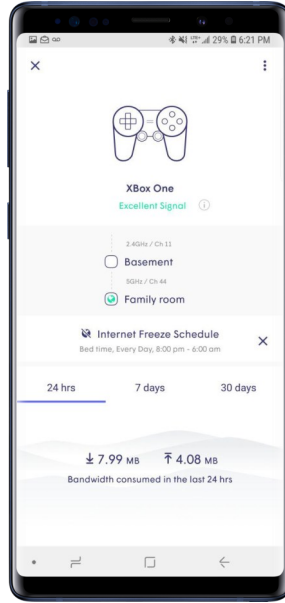
SmartThings Wifi

PLUME APPLICATION



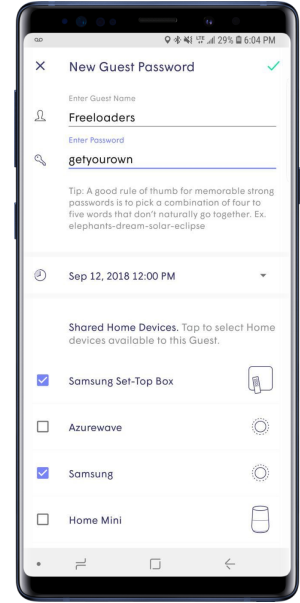
Adaptive Home Wi-Fi

Enjoy the fastest connection as SmartThings Wifi learns how you use Wi-Fi in your home, and allocates more capacity to the devices that need it most.



Parental Controls

Turn off the Internet for certain people or devices, monitor their internet usage, and set specific hours for when kids can get online.



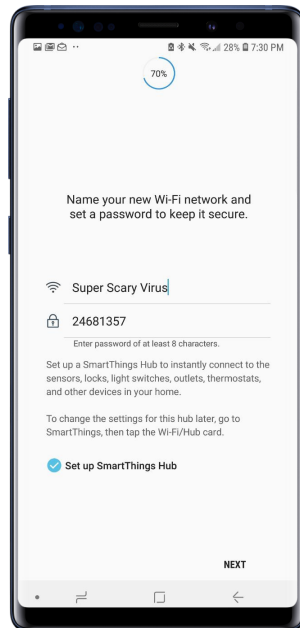
HomePass

Create and share custom passwords, allow guests to access specific devices, and manage what each device can do on your Wi-Fi network.

SIMPLE SETUP

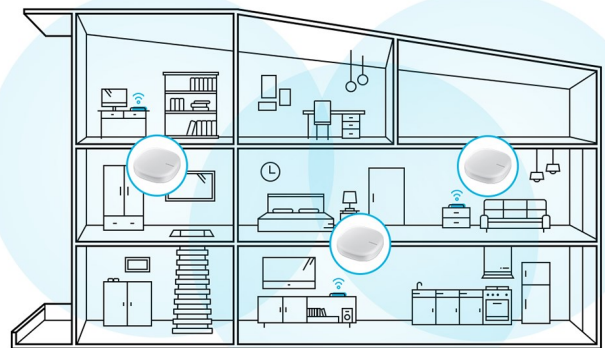
Control your SmartThings Wifi and other connected devices using the SmartThings App.

1. Plug the **SmartThings Wifi** into an active wired modem or live Ethernet port.
2. Launch the **SmartThings App** and tap **Devices**, then tap **Add Device** in the top right hand corner.
3. Select the **SmartThings Wifi** device.
4. Accept the terms, select your location and name your Wi-Fi network and create a password.
5. Tap **Add another Wi-Fi hub** to set up more SmartThings Wifi devices or tap **Done**.
6. Tap **Ok** to connect to your Wi-Fi network.



MESH NETWORK

A mesh network is two or more wireless routers working together as a single wireless network. A single SmartThings Wifi device provides coverage for up to 1,500 sq feet, while three cover up to 4,500 sq feet. For larger residences, connect more devices to make the mesh network larger.



SmartThings Wifi